

Stick

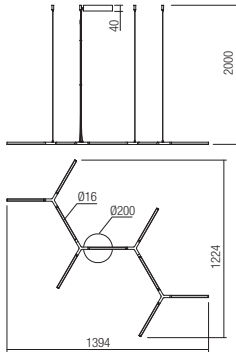


art. **01-2796** Matt Brass
 art. **01-2797** Sand Black



Led type SMD LED 2835 360 pcs x 0.18W
 Power 65W
 Input 220-240V, 50/60Hz
 Color temperature 3000K
 Lumen source 8785 lm
 Lumen system 4253 lm
 CRI 90
 Dimmable TRIAC

CE **IP20**

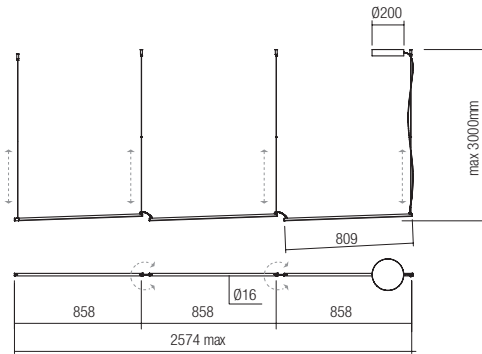


art. **01-2798** Matt Brass
 art. **01-2799** Sand Black





Led type SMD LED 2835 288 pcs x 0.12W
 Power 36W
 Input 220-240V, 50/60Hz
 Color temperature 3000K
 Lumen source 5228 lm
 Lumen system 2641 lm
 CRI 90
 Dimmable TRIAC

CE **IP20**



Alternative mounting layout for art. 01-2798 and 01-2799





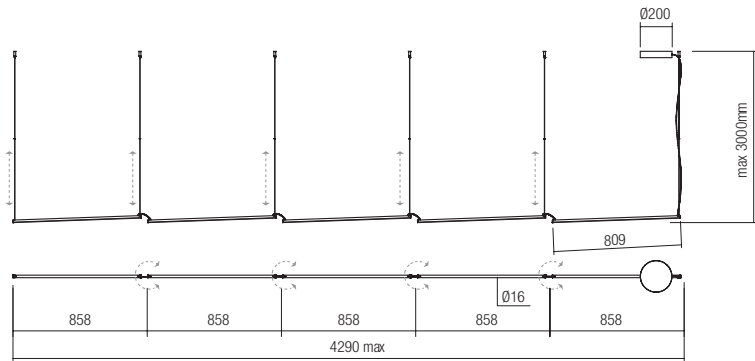
art. **01-2800** Matt Brass

art. **01-2801** Sand Black

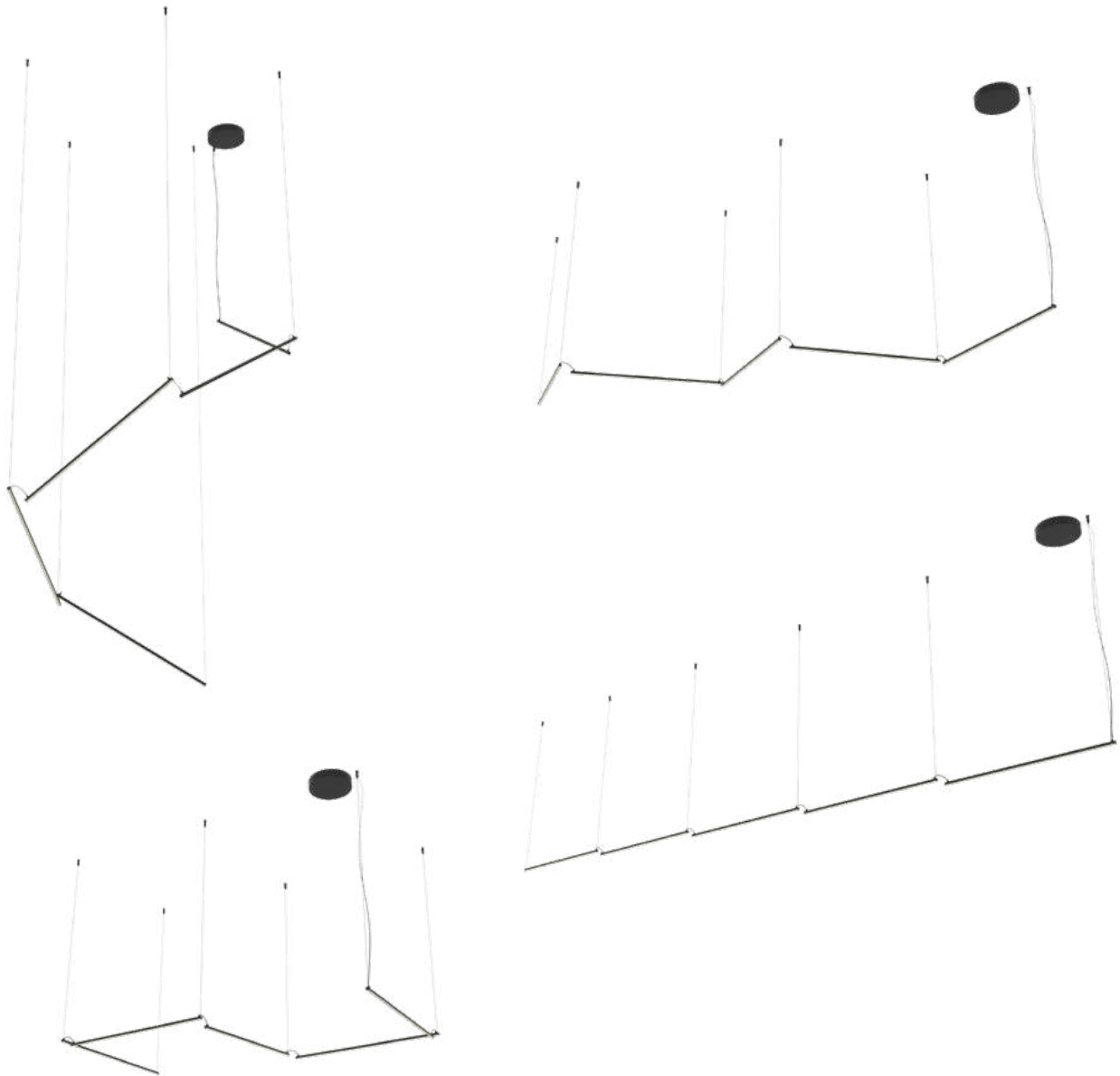


Led type SMD LED 2835 480 pcs x 0,10W
Power 48W
Input 220-240V, 50/60Hz
Color temperature 3000K
Lumen source 7255 lm
Lumen system 3252 lm
CRI 90
Dimmable TRIAC

CE



Alternative mounting layout for art. 01-2800 and 01-2801





01-2793



01-2794

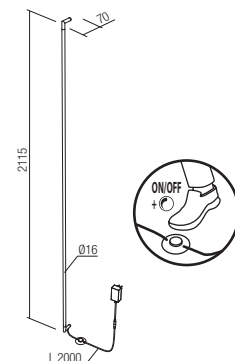
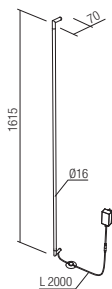
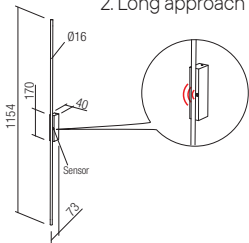
art. **01-2790** Matt Brass
art. **01-2791** Sand Black

art. **01-2792** Matt Brass
art. **01-2793** Sand Black

art. **01-2794** Matt Brass
art. **01-2795** Sand Black

Infrared induction switch

1. Short approach ON/OFF
2. Long approach adjust brightness



Led type	SMD LED 2835 120 pcs x 0,20W
Power	24W
Input	220-240V, 50/60Hz
Color temperature	3000K
Lumen source	2643 lm
Lumen system	1172 lm
CRI	90
Dimmable	☉ Gesture sensing

CE IP20

Led type	SMD LED 2835 180 pcs x 0,20W
Power	36W
Input	220-240V, 50/60Hz
Color temperature	3000K
Lumen source	3925 lm
Lumen system	1754 lm
CRI	90
Dimmable (3 step)	☉

CE IP20

Led type	SMD LED 2835 240 pcs x 0,20W
Power	48W
Input	220-240V, 50/60Hz
Color temperature	3000K
Lumen source	5266 lm
Lumen system	2357 lm
CRI	90
Dimmable (3 step)	☉

CE IP20